

Microsoft Windows 8.1 PGP4Win Installation

These screen shots show the installation of PGP4win. This software installs the needed gnupg program for Enigmail program. PGP4Win is also a stand alone public key encryption program.

Operation System: Microsoft Windows 8.1

Software: PGP4Win 2.2.5

Preuss

7/29/2015



Control Panel\All Control Panel Items\System

Control Panel Home

- Device Manager
- Remote settings
- System protection
- Advanced system settings

View basic information about your computer

Windows edition

Windows 8.1 Pro
© 2013 Microsoft Corporation. All rights reserved.

[Get more features with a new edition of Windows](#)

System

Processor:	Intel(R) Core(TM) i7-2760QM CPU @ 2.40GHz 2.40 GHz
Installed memory (RAM):	2.00 GB
System type:	64-bit Operating System, x64-based processor
Pen and Touch:	Limited Touch Support with 8 Touch Points

Computer name, domain, and workgroup settings

Computer name:	win8_1_x64	Change settings
Full computer name:	win8_1_x64.ad.minnesota.edu	
Computer description:		
Domain:	ad.minnesota.edu	

Windows activation

Windows is activated [Read the Microsoft Software License Terms](#)

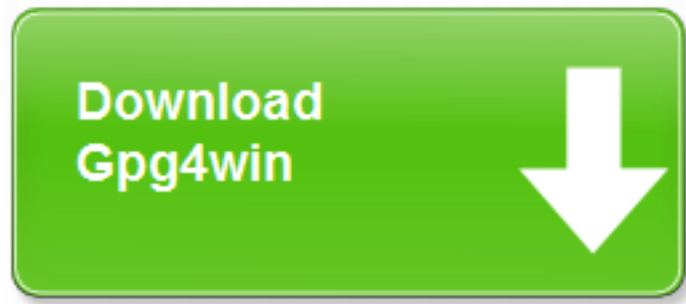
Product ID: 00260-00707-68724-AA209 [Change product key](#)

See also

- Action Center
- Windows Update

This shows the specifications of the system PGP4Win will be installed.

The presentation goes to the GPG4Win web site.



The presentation clicks the green button to download the current copy of GPG4Win.



- ### News
- 2015-07-10 **Gpg4win 2.2.5 released**
 - 2015-03-18 **Gpg4win 2.2.4 released**
 - 2014-11-26 **Gpg4win 2.2.3 released**
- Older messages in [news archive](#).

Gpg4win - a secure solution

... for file and email encryption. Gpg4win (GNU Privacy Guard) can be installed with just a few mouse clicks.

Discover Gpg4win

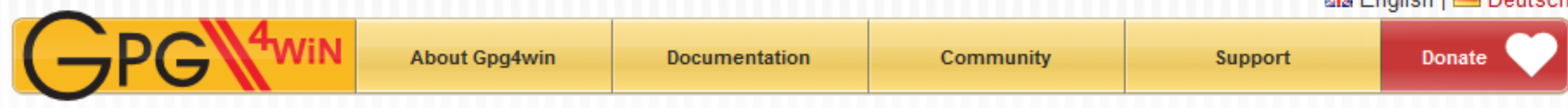
Learn what Gpg4win is and read more about the features of our solution!

Getting started

We help you to use Gpg4win. Learn the basics about Gpg4win and get in the world of cryptography. The best point to start is with

Join the community

Gpg4win is Free Software. Join the community! We recommend subscribing to the [Gpg4win announcement mailing list](#) to be



Home » Download

Download

Gpg4win 2.2.5 (Released: 2015-07-10)

You can download the full version (including the Gpg4win compendium) of Gpg4win 2.2.5 here:

Gpg4win 2.2.5 contains:

The presentation recommends downloading the most current version of GPG4Win. The presentation clicks on the appropriate green button.

Gpg4win 2.2.5
Size: 30 MByte

[OpenPGP signature](#) (for gpg4win-2.2.5.exe)
SHA1 checksum (for gpg4win-2.2.5.exe): 7337f74595ef9b9e824a851bcfbc7943
[Changelog](#)

More Gpg4win-2.2.5 variants

- Gpg4win without Kleopatra and Gpg4win Compendium:

Gpg4win-Light 2.2.5
Size: 13 MByte

Opening gpg4win-2.2.5.exe

You have chosen to open:

gpg4win-2.2.5.exe
 which is: Binary File (29.2 MB)
 from: http://files.gpg4win.org

Would you like to save this file?

The presentation selects 'Save File' to download the install program.

Gpg4win 2.2.5 (Released: 2015-07-10)

You can download the full version (including the Gpg4win compendium)

Gpg4win 2.2.5
 Size: 30 MByte

[OpenPGP signature \(for gpg4win-2.2.5.exe\)](#)
 SHA1 checksum (for gpg4win-2.2.5.exe): 7337f74595ef9b9e...
[Changelog](#)

More Gpg4win-2.2.5 variants

- Gpg4win without Kleopatra and Gpg4win Compendium:

Gpg4win-Light 2.2.5
 Size: 13 MByte

Gpg4win 2.2.5 contains:

```

2.0.28
Kleopatra 2.2.0-gita3c9200
GnuPG 2.0.28
GnuPG 1.2.1
GnuPG 1.0.2
Mail 3.9.1
Gpg4win Compendium (de) 3.0.0
Gpg4win Compendium (en) 3.0.0
  
```



Downloads

File Home Share View

This PC > Downloads

Name	Date modified	Type	Size
gpg4win-2.2.5.exe	7/29/2015 11:10 AM	Application	29,869 KB

1 item

The presentation goes to the location of the download on the system. The presentation double clicks on the program to install GPG4Win.



Gpg4win Setup



Welcome to the installation of Gpg4win

Gpg4win is a installer package for Windows for EMail and file encryption using the core component GnuPG for Windows. Both relevant cryptography standards are supported, OpenPGP and S/MIME. Gpg4win and the software included with Gpg4win are Free Software.

Click Next to continue.

This is Gpg4win version 2.2.5
file version 2.2.5.31818
release date 2015-07-10

After reading the text on the screen, the presentation selects 'Next' to continue the installation.

- This PC
- Recycle Bin
- Google Chrome
- Mozilla Firefox
- Mozilla Thunderbird

Gpg4win Setup

License Agreement

This software is licensed under the terms of the GNU General Public License (GPL).

Press Page Down to see the rest of the agreement.

Gpg4win consist of several independent developed packages, available under different license conditions. Most of these packages however are available under the GNU General Public License (GNU GPL). Common to all is that they are free to use without restrictions, may be modified and that modifications may be distributed. If the source files (i.e. gpg4win-src-x.y.z.exe) are distributed along with the binaries and the use of the GNU GPL has been pointed out, distribution is in in all cases possible.

What follows are the terms of the GNU GPL; for a list of individual copyright and license notices please see the installed README file.

In short: You are allowed to run this software for any purpose. You may distribute it as long as you give the recipients the same rights you have received.

Nullsoft Install System v2.46-7

< Back **Next >** Cancel

After reading the text on the screen, the presentation selects 'Next' to continue the installation.



Gpg4win Setup

Choose Components
Choose which features of Gpg4win you want to install.

Check the components you want to install and uncheck the components you don't want to install. Click Next to continue.

Select components to install:

- GnuPG
- Kleopatra
- GPA
- GpgOL
- GpgEX
- Claws-Mail
- Gpg4win Compendium

Space required: 100.1MB

Description
Position your mouse over a component to see its description.

Nullsoft Install System v2.46-7

< Back **Next >** Cancel

The presentation does not need all the options listed, but this is the install list. Once the check boxes are set as shown, the presentation selects 'Next' to continue.

- This PC
- Recycle Bin
- Google Chrome
- Mozilla Firefox
- Mozilla Thunderbird

Gpg4win Setup

Choose Install Location
Choose the folder in which to install Gpg4win.

Setup will install Gpg4win in the following folder. To install in a different folder, click Browse and select another folder. Click Next to continue.

Destination Folder

Space required: 100.1MB
Space available: 24.9GB

Nullsoft Install System v2.46-7

The presentation does not change the install location on the system. The presentation selects 'Next' to continue.

- This PC
- Recycle Bin
- Google Chrome
- Mozilla Firefox
- Mozilla Thunderbird

Gpg4win Setup

Choose Install Location
Choose the folder in which to install Gpg4win.

Setup will install Gpg4win in the following folder. To install in a different folder, click Browse and select another folder. Click Next to continue.

Destination Folder: C:\Program Files\Gpg4win

Space required: 24.9GB
Space available: 24.9GB

Back Next > Cancel

Gpg4win Setup

Version 2.2.4 has already been installed.
Do you want to overwrite it with version 2.2.5?

Yes No

This message does not always appear. The presentation selects 'Yes' to continue. The presentation does want the most current version of pgp.

- This PC
- Recycle Bin
- Google Chrome
- Mozilla Firefox
- Mozilla Thunderbird

Gpg4win Setup

Install Options
Start links

Please select where Gpg4win shall install links:

- Start Menu
- Desktop
- Quick Launch Bar

(Only programs will be linked into the quick launch bar.)

Nullsoft Install System v2.46-7

< Back **Next >** Cancel

The presentation sets the options as shown. This is personal preference. The presentation selects 'Next' to continue.



Gpg4win Setup

Choose Start Menu Folder
Choose a Start Menu folder for the Gpg4win shortcuts.

Select the Start Menu folder in which you would like to create the program's shortcuts. You can also enter a name to create a new folder.

- 7-Zip
- Accessibility
- Accessories
- Administrative Tools
- Alternate
- Cisco
- Google Chrome
- Gpg4win
- Java
- Maintenance
- Microsoft Office 2013
- StartUp

Nullsoft Install System v2.46-7

< Back **Install** Cancel

The presentation does not change the Start Menu folder name. This is personal preference. The presentation selects 'Install' to continue.

- This PC
- Recycle Bin
- Google Chrome
- Mozilla Firefox
- Mozilla Thunderbird

Gpg4win Setup

Choose Start Menu Folder
Choose a Start Menu folder for the Gpg4win shortcuts.

Gpg4win Setup

! Please make sure that other applications are not running. In particular you should close Outlook and all Explorer windows. Gpg4win will try to install anyway but a reboot will be required then.

OK

Nullsoft Install System v2.46-7

After reading the text on the screen, the presentation selects 'OK' to continue.

- This PC
- Recycle Bin
- Google Chrome
- Mozilla Firefox
- Mozilla Thunderbird

Gpg4win Setup

Choose Start Menu Folder
Choose a Start Menu folder for the Gpg4win shortcuts.

Gpg4win Setup

Trying to shutdown a possible running instance of DirMngr.

OK

Nullsoft [Cancel]

After reading the text on the screen, the presentation selects 'OK' to continue.



Gpg4win Setup

Installation Complete
Setup was completed successfully.

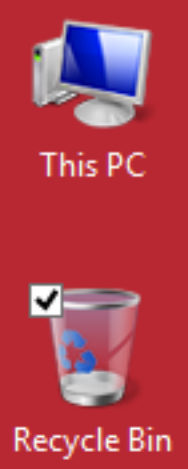
Completed

Show details

Nullsoft Install System v2.46-7

< Back **Next >** Cancel

The presentation selects 'Next' to continue.



Gpg4win Setup



Completing the Gpg4win Setup Wizard

Your computer must be restarted in order to complete the installation of Gpg4win. Do you want to reboot now?

Reboot now
 I want to manually reboot later

< Back **Finish** Cancel

The presentation chooses to reboot the entire system now. The presentation selects 'Finish' to reboot and finish the installation.