

How to Report Anti-Malware (anti-virus) Programs

This shows how to report the successful update and scan of Microsoft Security Essentials on Windows 7. Other anti-malware programs will work in a similar fashion.

Preuss

2/21/2013



Recycle Bin



Adobe Reader XI



LibreOffice 3.6



Mozilla Firefox



Mozilla Thunderbird

The example logons to Windows 7.



Recycle Bin



Adobe Reader XI



LibreOffice 3.6



- Notepad
- Command Prompt
- Getting Started
- Connect to a Projector
- Calculator
- Sticky Notes
- Snipping Tool
- Paint
- Remote Desktop Connection
- XPS Viewer
- All Programs

Search programs and files

Shut down

preuss

Documents

Pictures

Music

Computer

Control Panel

Devices and Printers

Default Programs

Help and Support

The example opens the start menu. Some systems may have a desktop icon you may select for the anti-malware program.



Recycle Bin



Adobe Reader XI




LibreOffice 3.6



- Default Programs
- Desktop Gadget Gallery
- Internet Explorer (64-bit)
- Internet Explorer
- Microsoft Security Essentials
- Mozilla Firefox
- Mozilla Thunderbird
- Windows Anytime Upgrade
- Windows DVD Maker
- Windows Fax and Scan
- Windows Media Center
- Windows Media Player
- Windows Update
- XPS Viewer
- Accessories
- Games
- LibreOffice 3.6
- Maintenance
- PDFCreator
- Startup

The example selects the all programs listing. Then the example selects Microsoft Security Essentials to open.



Microsoft Security Essentials

PC status: Protected

Home | Update | History | Settings | Help

Security Essentials is monitoring your PC and helping to protect it.

Real-time protection: **On**

Virus and spyware definitions: **Up to date**

Scan options:

- Quick
- Full
- Custom



Scan now

Scan details

Scheduled scan: **Sunday around 2:00 AM (Quick scan)** | [Change my scan schedule](#)

Last scan: Today at 4:46 PM (Quick scan)

This is Microsoft Security Essentials opened on the example system.



Microsoft Security Essentials

PC status: Protected

Home **Update** History Settings Help

Virus and spyware definitions: Up to date


Security Essentials updates your virus and spyware definitions automatically to help protect your PC.

Definitions created on:	2/21/2013 at 8:49 AM	Update
Definitions last updated:	2/21/2013 at 4:49 PM	
Virus definition version:	1.145.209.0	
Spyware definition version:	1.145.209.0	

Did you know?
Virus, spyware, and other malware definitions are files that Security Essentials uses to help protect your PC from unwanted software on your PC. These definitions are updated automatically, but you can also click Update to manually update your definitions.

The example selects the Update tab and selects the Update button for the latest anti-malware definitions.

A screen shot of this page or similar will show your definitions are up to date.



Microsoft Security Essentials

PC status: Protected

Home | Update | History | Settings | Help

Security Essentials is monitoring your PC and helping to protect it.

Real-time protection: **On**

Virus and spyware definitions: **Up to date**

Scan options:

- Quick
- Full
- Custom

Scan now

Scan details

Scheduled scan: **Sunday around 2:00 AM (Quick scan)** | [Change](#)

Last scan: Today at 4:46 PM (Quick scan)

The example selects the Home tab. The example selects the Scan Now button for a quick scan.



Microsoft Security Essentials

PC status: Protected

Home | Update | History | Settings | Help

Scan completed on 11357 items.
No threats were detected on your PC during this scan.
Security Essentials is monitoring your PC and helping to protect it.

Scan options:
 Quick
 Full
 Custom

Real-time protection: **On**
Virus and spyware definitions: **Up to date**

Scan details
Scheduled scan: **Sunday around 2:00 AM (Quick scan)** |
Last scan: Today at 5:00 PM (Quick scan)

The example has successfully completed a quick scan. A screen shot of this page or similar will show the results of a anti-malware scan of your system.